

دائرة الأراضي والأموال
Land Department



Real Estate Transactions

2015-2020

التصرفات
العقارية



Yearwise Breakdown of Transactions

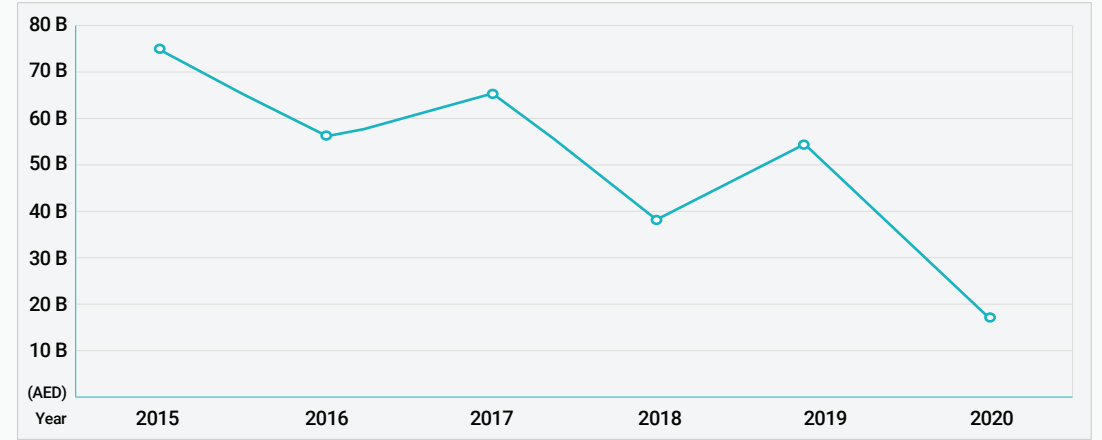
معاملات مفصلة بالاعوام

Yearwise Breakdown of Transactions

First Sale

البيع الاول

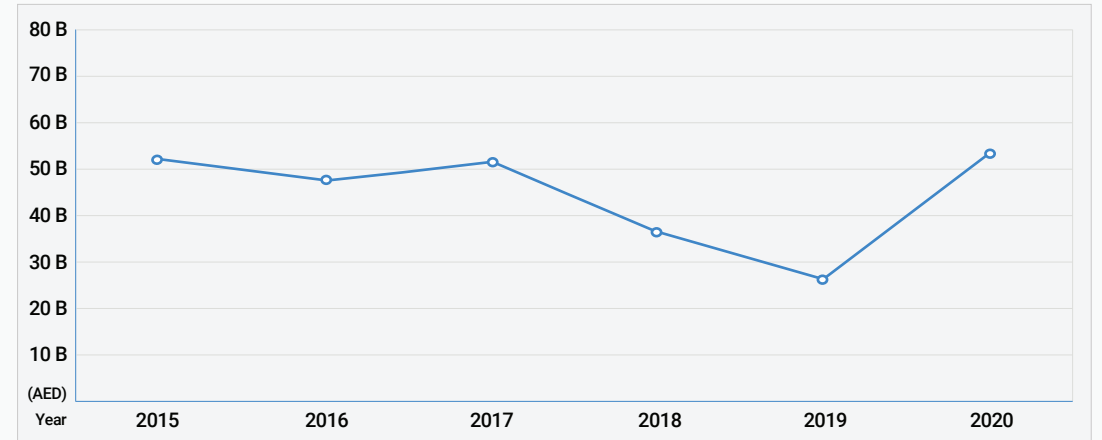
Year	# of Transactions	Worth (in AED)
2020	10,096	18,495,383,501
2019	27,972	54,577,811,312
2018	21,015	39,414,030,348
2017	30,969	66,745,492,849
2016	23,963	57,485,750,079
2015	28,907	75,217,519,435



Resale

اعادة البيع

Year	# of Transactions	Worth (in AED)
2020	25,245	53,807,951,210
2019	12,041	26,199,475,178
2018	12,864	37,382,922,861
2017	17,207	51,132,763,630
2016	18,040	48,891,626,557
2015	18,726	52,710,261,385

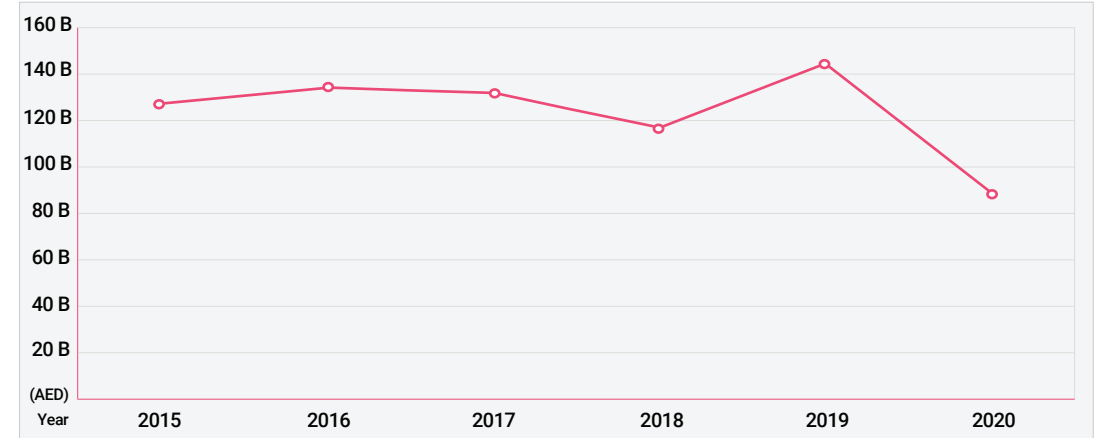


Yearwise Breakdown of Transactions

Mortgage

الرهن

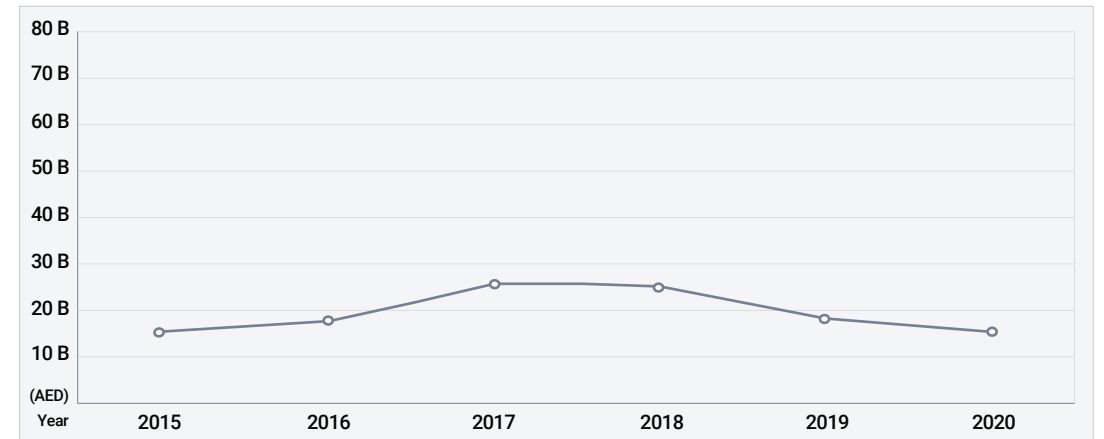
Year	# of Transactions	Worth (in AED)
2020	12,957	88,184,511,443
2019	12,492	142,206,473,948
2018	13,960	119,120,775,727
2017	15,538	132,387,739,393
2016	14,397	136,801,995,292
2015	14,059	126,105,696,666



Gift

الهبة

Year	# of Transactions	Worth (in AED)
2020	3,032	15,126,412,279
2019	3,766	19,208,439,048
2018	4,187	24,088,034,863
2017	2,856	25,005,126,679
2016	1,851	18,947,341,330
2015	1,946	15,803,167,751



دائرة الأراضي والأملاك
Land Department



www.dubailand.gov.ae